



# GRIDDLE CLEANING INSTRUCTIONS

## KEATING MIRACLEAN® GRIDDLE

8901 West 50th Street  
McCook, IL 60525-6001  
1-800-KEATING  
www.keatingofchicago.com

The surface of the MIRACLEAN® Griddle is very durable and with the proper care, following the procedures below, will last for many years. A sample of Keating Klenzer, Keating palmetto brush and a 4" scraper are included with each new griddle.

### INSTRUCTIONS



**1.** Scrape MIRACLEAN® surface with the Keating scraper.



**2.** Clean with potable tap water and Keating Palmetto brush while the Miraclean® surface is between 300° and 350°F.



**3.** Polish surface with Keating Klenzer® and a soft towel. Rinse with potable water to remove excess Keating Klenzer.

### EQUIPMENT & SUPPLIES

Because of the superior MIRACLEAN® surface, the only tools you will ever need to clean the griddle are a natural bristle brush and a Keating scraper.



Keating Klenzer



Palmetto Brush






Spatula



Keating Scraper

### DO NOT DAMAGE THE MIRACLEAN® SURFACE



-  Use ice to cool the griddle.
-  Hack, chop, cut or hit the surface.
-  Use bricks, stones, screens or chemicals to clean the Miraclean® Griddle surface.