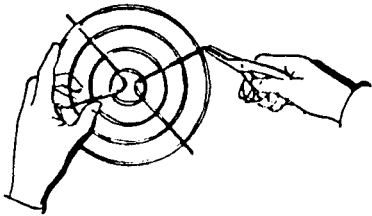
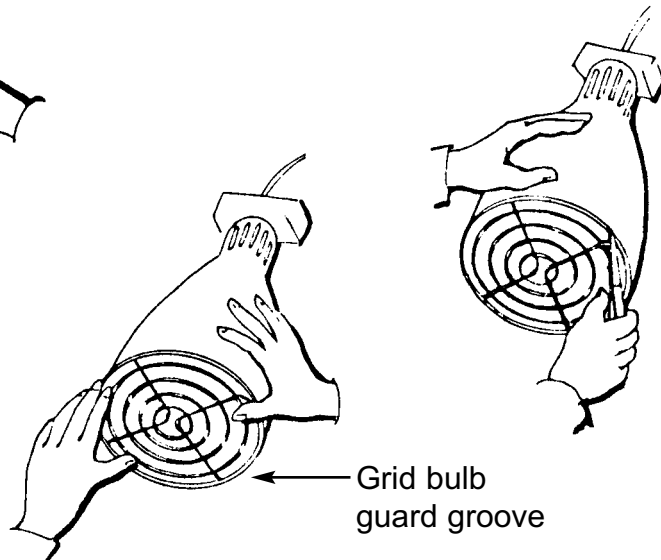


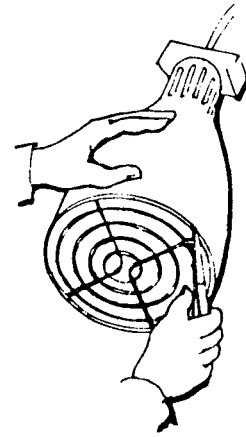
## INSTALLATION INSTRUCTIONS FOR KEATING KEEP KRISP BULB PROTECTORS



1. With grid bulb guard in hand take end of grid and bend approximately 45° with pliers.



2. Set bulb guard into groove on shade. (It may be necessary to squeeze shade slightly.)



3. Using pliers again straighten slightly same end of grid until it holds firmly in place.