

# SERVICE INSTRUCTIONS

Part No. 037493

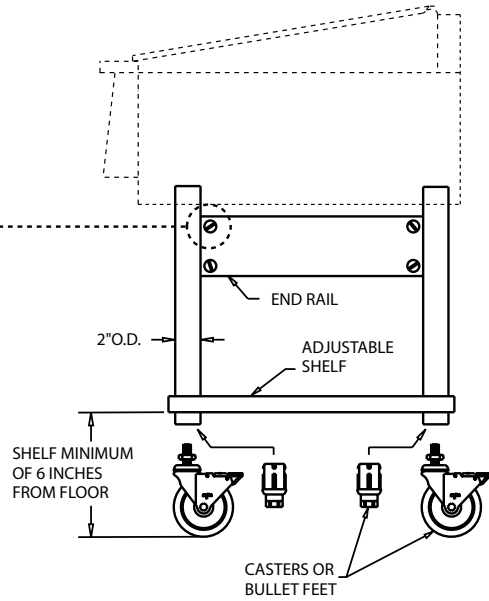
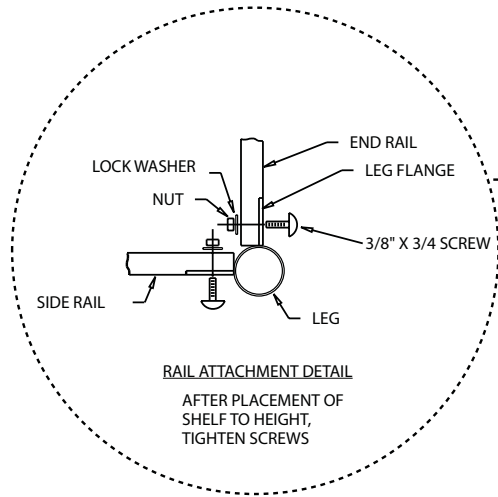
www.keatingofchicago.com

**KEATING**  
OF CHICAGO, INC.®

1-800-KEATING

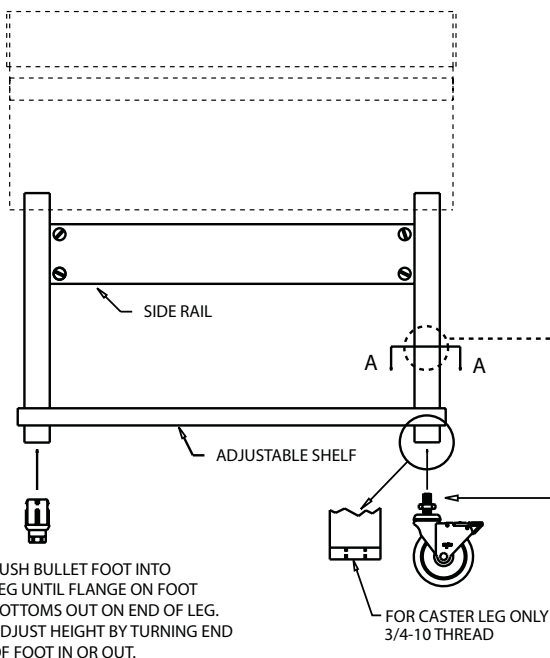
## ASSEMBLY INSTRUCTIONS FOR GRIDDLE STAND ON CASTERS (THERE IS NO TOP ON THIS STAND)

### LEFT SIDE VIEW



LEGS WITH BULLET FEET 22" LONG  
LEGS WITH CASTERS 16" LONG  
STAND TOTAL HEIGHT 23"  
(WITH BULLET FEET OR CASTERS)

### FRONT VIEW



PUSH BULLET FOOT INTO LEG UNTIL FLANGE ON FOOT BOTTOMS OUT ON END OF LEG. ADJUST HEIGHT BY TURNING END OF FOOT IN OR OUT.

SCREW CASTERS INTO LEG ALL THE WAY AND TIGHTEN LOCK NUT. TO ADJUST HEIGHT, LOOSEN LOCK NUT AND SCREW CASTER OUT. RE-TIGHTEN LOCK NUT.

### VIEW A - A OF SHELF

