



Hot Plate

PROJECT _____

QUANTITY _____

ITEM NO. _____

Standard Features:

- ▶ Available in gas or electric, with two or four burners
- ▶ Gas model features 15,000 BTU/hr. input
- ▶ Electric model features infinite controls at 240V per element
- ▶ Compact size is perfect for Kiosks

Options:

- Stainless Steel Finish
- Extended Fronts
- Matching Dummy Cabinets
- Spark Ignition for Natural Gas Hot Plates
- 480 Voltage (for 30" Only)



MG-2 Gas

Keating heavy duty Hot Plates are designed to provide the energy input needed to heat up quickly, and the control to maintain temperature.

Performance

The MG-2 and MG-4 gas models deliver 15,000 BTU/hr. input per burner at 4" water column pressure. The Keating electric models provide 2600 watts per element operating on a 240 volt line.

Compact size

The MG-2 is only 13" wide by 24" or 30" deep. The MG-4 is 26" wide. A perfect size for equipment stands or in a Keating Custom Line-Up, the Hot Plate complements any kitchen decor.

Rugged design

The Hot Plate gas models feature removable grates and drip pans and stainless steel burners. Electric models utilize heavy duty coil elements which are 7-1/2" in diameter.

Options

Options include stainless steel finish, extended fronts, matching dummy cabinets, spark ignition for Natural Gas Hot Plates, and 480 voltage (for 30" only).



MG-2 Electric



Intertek
9902091



Intertek
9902091



As continuous product improvement occurs, specifications may be changed without notice.

DATE _____

APPROVAL _____

SIGNATURE _____

www.keatingofchicago.com

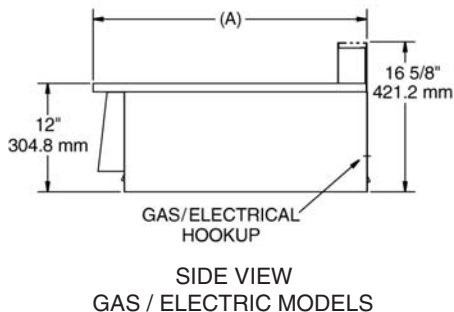
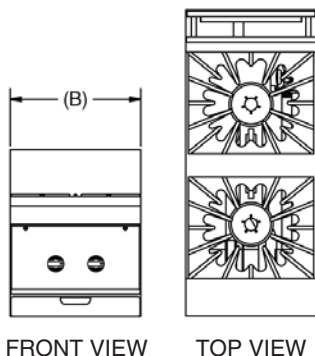
Hot Plate



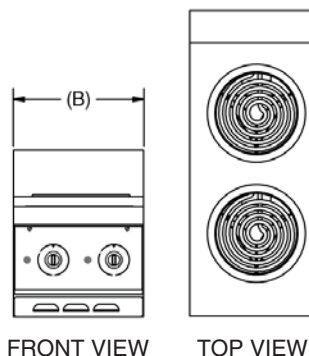
Hot Plate

A minimum of 24" at the front of the unit should be allowed for servicing and operation; a minimum of 6" on each side and at the rear of each unit for combustible materials.

GAS MODELS



ELECTRIC MODELS



GAS MODEL SPECIFICATIONS

The Keating Hot Plate is available with 2 (MG 2) or 4 (MG 4) burners in a cabinet with a splashback. Each burner is rated at 15,000 BTU/hr.

Burner - Stainless Steel burners, rated at 15,000 BTU/hr. The MG 4 has four burners.

Grates - Cast iron grates, removable for cleaning.

Burner Control - Manual gas valves (infinite controls) are mounted in the front with constant pilots. Spark ignitors are available.

Drip Tray - The drip tray is removable from the front for easy cleaning.

Gas Connection - 3/4" NPT male connection located in the rear of the unit.

ELECTRIC MODEL SPECIFICATIONS

The Keating Hot Plate is available with 2 (MG 2 E) or 4 (MG 4 E) two coil elements in a cabinet with a splashback. Each element is controlled by a separate infinite control, and is rated at 2,600 watts at 240 volts.

Elements - 7 1/2" coils encased in Stainless Steel top rated at 2,600 watts at 240 volts single phase.

Element Control - Infinite controls are mounted in the front of the unit.

Drip Pan - The drip pan is removable from the top for easy cleaning.

Electrical Connection - Located at the rear of the unit per local and national codes.

Note: Special order may include Spark Ignition (gas models) and 480 voltage for 30" only.

INSTALLER - Check plumbing and gas codes for proper gas supply line sizing to sustain burner pressure when all gas appliances are full on. Supply pressure must NOT be above 13.84" WC or gas valve damage may occur.

GAS/ELECTRICAL REQUIREMENTS AND DIMENSIONS*

MODEL	BURNER/ELEMENTS	BTU INPUT/BURNER	KW @ 240V	AMPS @ 240V	Height	(A) Depth	(B) Width	Weight
MG 2 24 CP NAT GAS	2	15,000			16 5/8"	24 1/2"	13"	140 lbs.
MG 2 24 LP GAS	2	15,000			16 5/8"	24 1/2"	13"	140 lbs.
MG 2 E 24 208-240/1	2		5.2	22	16 5/8"	24 1/2"	13"	140 lbs.
MG 2 30 CP NAT GAS	2	15,000			16 5/8"	30 1/2"	13"	140 lbs.
MG 2 30 LP GAS	2	15,000			16 5/8"	30 1/2"	13"	140 lbs.
MG 2 E 30 208-240/1	2		5.2	22	16 5/8"	30 1/2"	13"	140 lbs.
MG 4 24 CP NAT GAS	4	15,000			16 5/8"	24 1/2"	26"	150 lbs.
MG 4 24 LP GAS	4	15,000			16 5/8"	24 1/2"	26"	150 lbs.
MG 4 E 24 208-240/1	4		10.4	43	16 5/8"	24 1/2"	26"	135 lbs.
MG 4 30 CP NAT GAS	4	15,000			16 5/8"	30 1/2"	26"	150 lbs.
MG 4 30 LP GAS	4	15,000			16 5/8"	30 1/2"	26"	150 lbs.
MG 4 E 30 208-240/1	4		10.4	43	16 5/8"	30 1/2"	26"	135 lbs.

*All Models have a 12" Working Height

As continuous product improvement occurs, specifications may be changed without notice.

www.keatingofchicago.com

Hot Plate